



REPORT ON POWER SECTOR

Integrating to Differentiate: A Solar Module Equation

August 2025



CONTENTS

1	Executive Summary	<u>03</u>
2	Mature Module Ecosystem Touches 100 GW Mark	<u>04</u>
3	Cells Makers Ramp Up Quickly To Take Advantage Of ALMM-II	<u>09</u>
4	Further Upstream Integration Still Years Away	<u>13</u>
5	Supply Control Could Have Lagged Impact On Margins	<u>16</u>

EXECUTIVE SUMMARY

India's mature module ecosystem now sufficient to meet domestic needs, but will evaporating export opportunities cause oversupply in the medium term?

Owing to a concerted governmental push through PLI and ALMM schemes and a favourable global environment, module makers have greatly expanded their capacities in the past 2 years to the ~100 GW mark. This addition has been absorbed with alacrity as solar additions rose 60% y/y in FY25 to ~24 GW, necessitating a demand for ~50 GW_{dc} of modules. Additions are set to hover ~40-50 GW in the coming years to achieve targets, needing a steady state capacity of 100 GW of modules. Hence, the ~190 GW expected to be installed by 2027 could contribute to an oversupply considering reduced scope for exports due to actions by the US in removing incentives for solar projects. Players who want to take advantage of the lucrative market would look to set up onshore facilities, with a distinct advantage for early movers as the US market is also building up indigenous upstream capacity.

Cell capacities to exponentially rise in the medium term as launch of ALMM-II provides a shot in the arm

Contrasting the maturity in modules, cell capacity in India at under 30 GW remains insufficient. This is where the introduction of ALMM-II for cells is a boon. The order mandates use of only cells from enlisted makers for projects for which bid submission is after 31 Aug'25. Additionally, only ALMM cells and modules may be used for projects benefitting from net metering or open access rules, a move which will open up the significant C&I market to domestic players. Planned capacity additions promise to take up cell capacity to close to self sufficiency in the medium term. In the interim, the higher price for DCR cells this could push up the cost of projects till the supply-demand dynamics re-adjust, potentially reducing bid enthusiasm. The clarity provided on the timelines which exempts ~100 GW of projects bid out from Dec'24 onwards will give time for this readjustment to occur, preventing undue price spikes.

Wafer and polysilicon capacities are some years away; careful evaluation needed on degree of integration desired

Further up the value chain, presence of domestic players remains negligible, with China ruling the roost. The target to achieve nearly 40 GW wafer capacity by Mar'27 is admirable, but on ground movements to meet the lofty target seems moderate. The order clarifying that the use of only blue wafers will qualify cells to be classified as domestic provides a fillip, but more needs to be done. The Chinese action to shutdown nearly a third of its polysilicon capacity makes the case stronger for more domestic facilities, though no capacity exists presently.

Spiking polysilicon prices squeeze the margins of global players as most are only integrated from wafer-module

In recent weeks, polysilicon prices have spiked by 35-40%, with only a portion trickling down to wafers and cells. Module prices remain unmoved. This indicates that the margins of mid- and down-stream players is getting eaten up. This trend means that most global players (with Tongwei being a notable exception) have seen EBITDA margins plummet due to their integration only from wafer-module stage. In this context, India's PLI which provides incentive for integration from polysilicon to module is unique since most global players are integrated from wafer-module only, leaving them exposed to fluctuations in polysilicon prices.

Indian players have outperformed global players on returns due to favourable domestic and global regulations

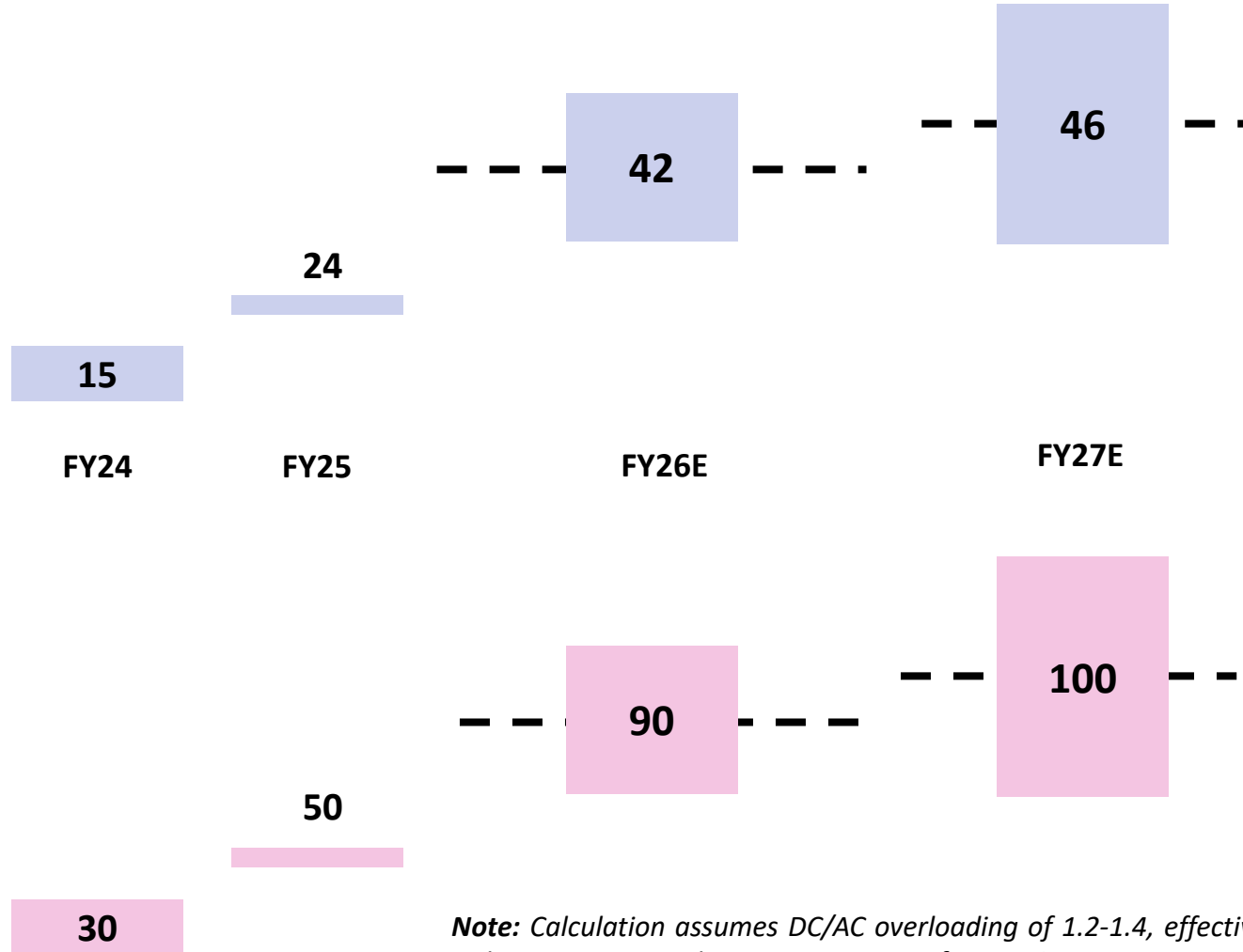
The margin and growth profile of Indian companies remains meaningfully superior to that of international counterparts. Domestic Integrated manufacturers are likely to remain better placed over the medium term, given their ability to manage input costs and benefit from tight cell supply-demand conditions. In contrast, standalone module makers may see more variability in returns, prompting many players to diversify into adjacencies such as inverters, IPPs, and battery storage. While current policy support and surging renewable demand provide a 'golden period,' the longer-term question is whether industry dynamics eventually resemble those of the steel sector—where returns are cyclical and heavily policy-influenced

MATURE MODULE ECOSYSTEM TOUCHES 100 GW MARK

SOLAR ADDITION PACE TO STAY NEAR FY26 RECORD IN COMING YEARS

**SOLAR GROSS
ADDITIONS
(GW)**

**DOMESTIC
MODULE
DEMAND
PROJECTIONS
(GW_{dc})**

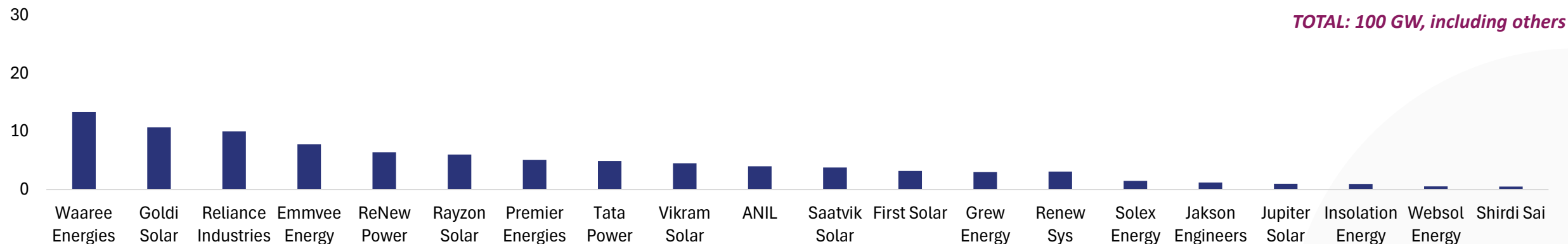


Note: Calculation assumes DC/AC overloading of 1.2-1.4, effective utilisation to nameplate capacity ratio of 55-65%

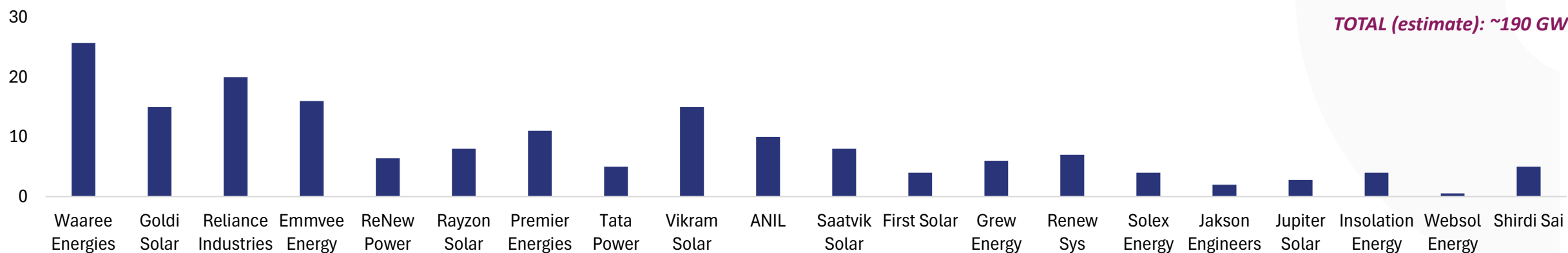
- Solar additions in Q1FY26 were ~11 GW, which is the highest ever, and almost half the additions seen in FY25
- Addition pace of ~40 GW/year is well on track to meet the estimated solar capacity by FY30, in line of healthy pipeline present
- Only ~4 GW of modules were exported by India in FY25, down on year due to changes in regulations in the US

MODULE CAPACITY HEADING TOWARDS OVERCAPACITY BY 2027?

CURRENT DOMESTIC MFG. CAPACITY (GW_{dc})

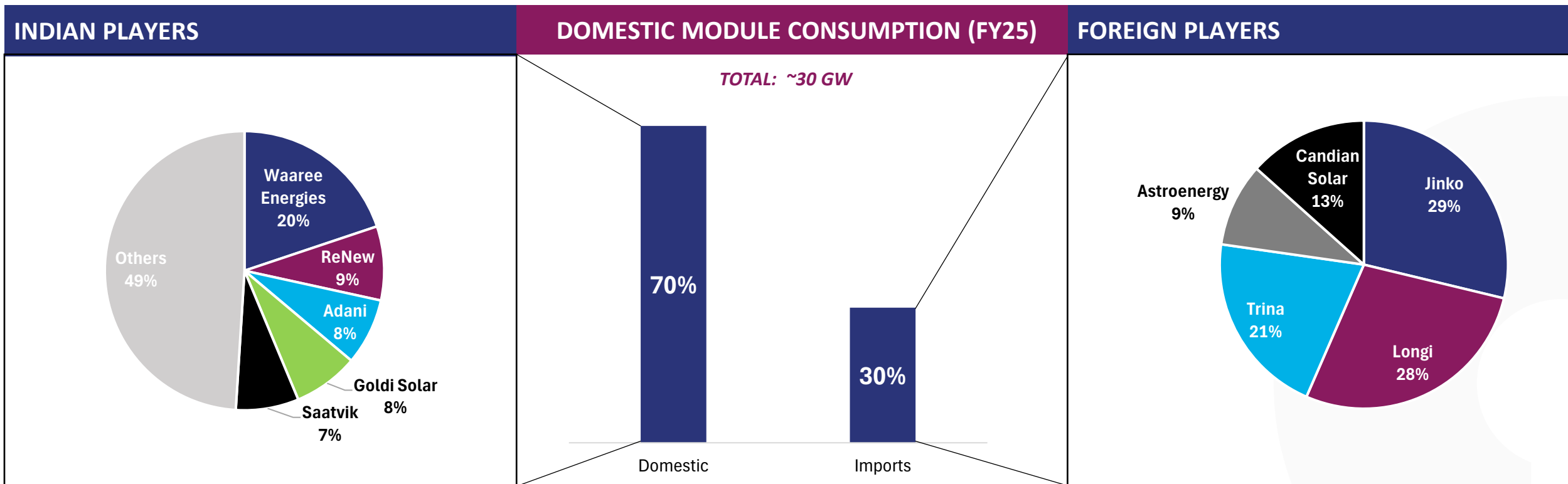


EXPECTED DOMESTIC MFG. CAPACITY BY Mar'27 (GW_{dc})



- Major module makers have announced significant capacity increases, which will double their nameplate capacity over the next 18 months. Given the steady state requirement of solar modules over the next 5 years corresponds to ~100 GW nameplate capacity, this might lead to over-capacity

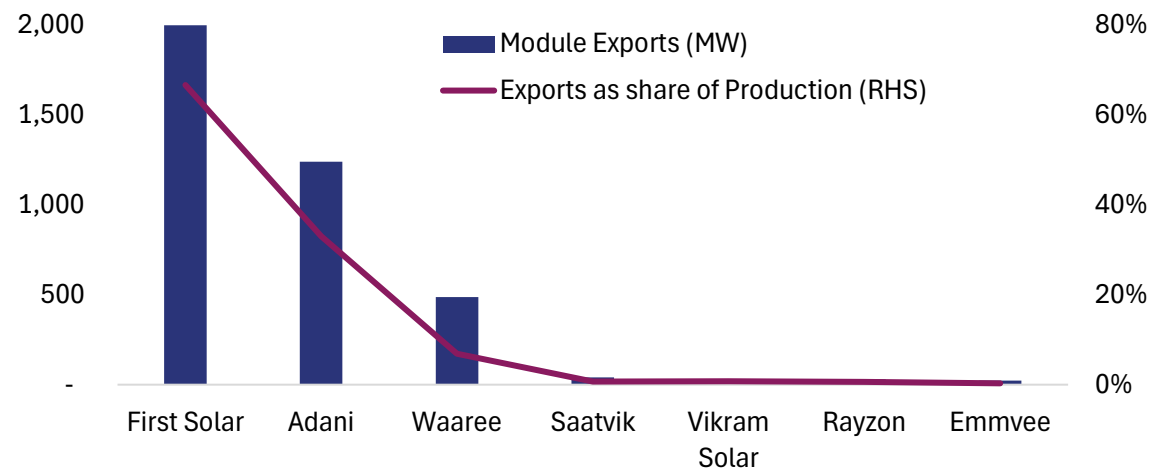
IMPORTS HAVE REDUCED BUT CONTINUE FOR CERTAIN PROJECTS



- Domestic consumption of modules rose by ~50% y/y in FY25. While utility scale additions rose handsomely, there was stark rise in non-utility setups which has helped drive demand to the next level. Demand for modules is expected to remain strong in the medium term
- The reimposition of ALMM from Apr'24, led to reduction in imports to Rs.322 bn in FY25, a 38% y/y decline. However, given sharp rise in non-utility segment, much of which does not require ALMM modules, imports also retained a fair share. Almost all imports are from Chinese companies

EXPORTS CURTAILED AS US GOES COLD ON SOLAR ENERGY

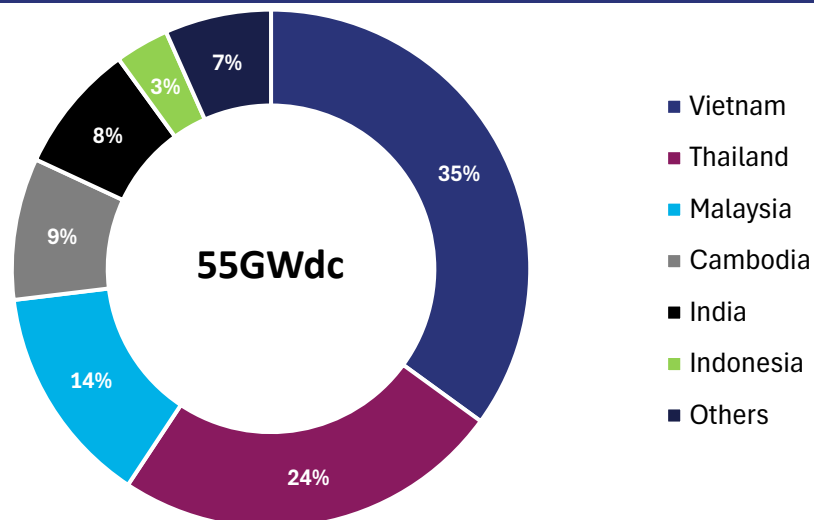
KEY MODULE EXPORTERS FROM INDIA



OVERSEAS CAPEX ANNOUNCEMENTS

COMPANY	TYPE	CAPACITY	STATUS
Vikram Solar	Module	3 GW	Plan is on but no investment made
Navitas Solar	Module	1.2 GW	On Hold
Saatvik Solar	Module	1.5 GW	On Hold
Waaree Energies	Module	1.6 GW	Operational
Premier Energies	Cell	1 GW	On Hold

US MODULE IMPORTS BY SOURCE COUNTRY (CY24)

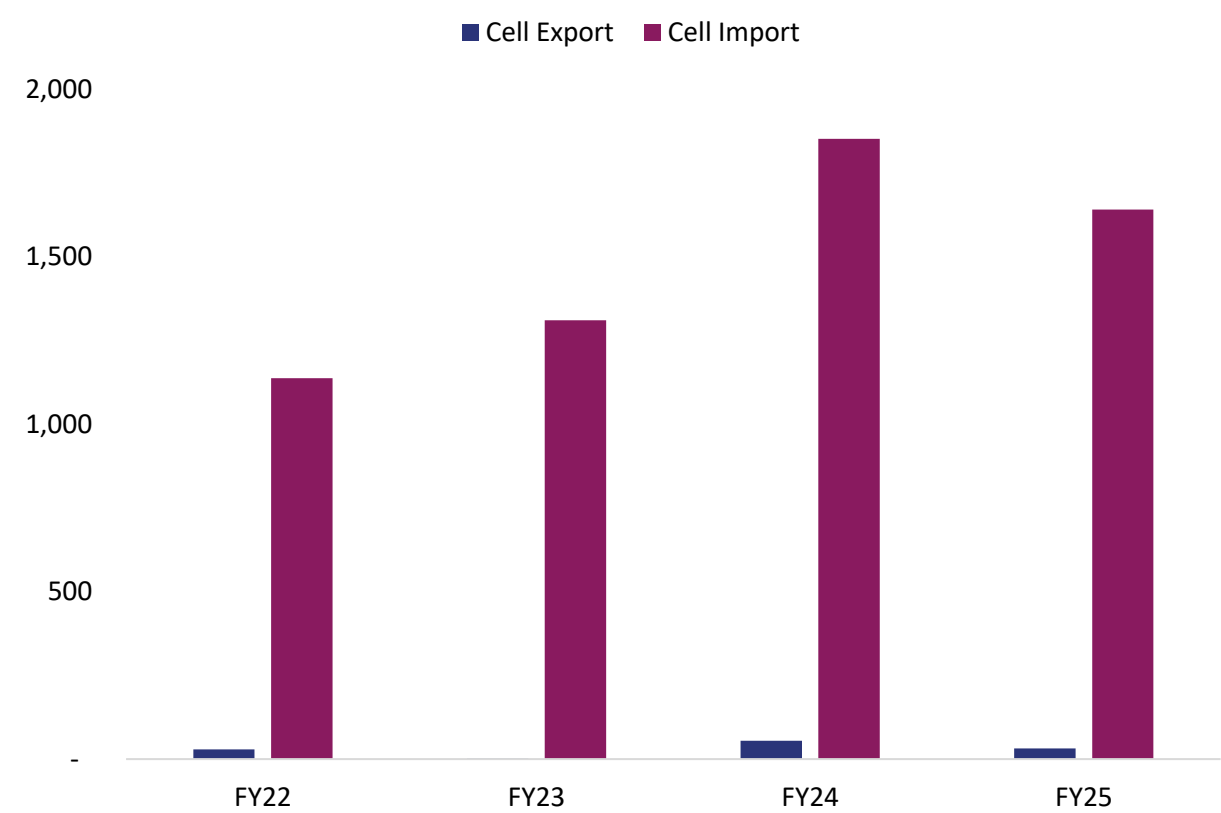


- US administration issued a directive to halt funding from the IRA. The subsequent enactment of the 'One Big Beautiful Bill' is expected to phase out investment tax credits (ITCs) and production tax credits (PTCs) for solar and wind projects
- This has reduced exports of modules from India to the US (US was the major export destination for Indian modules). Instead, some players are setting up factories there, to adjust to the new FEOC rules

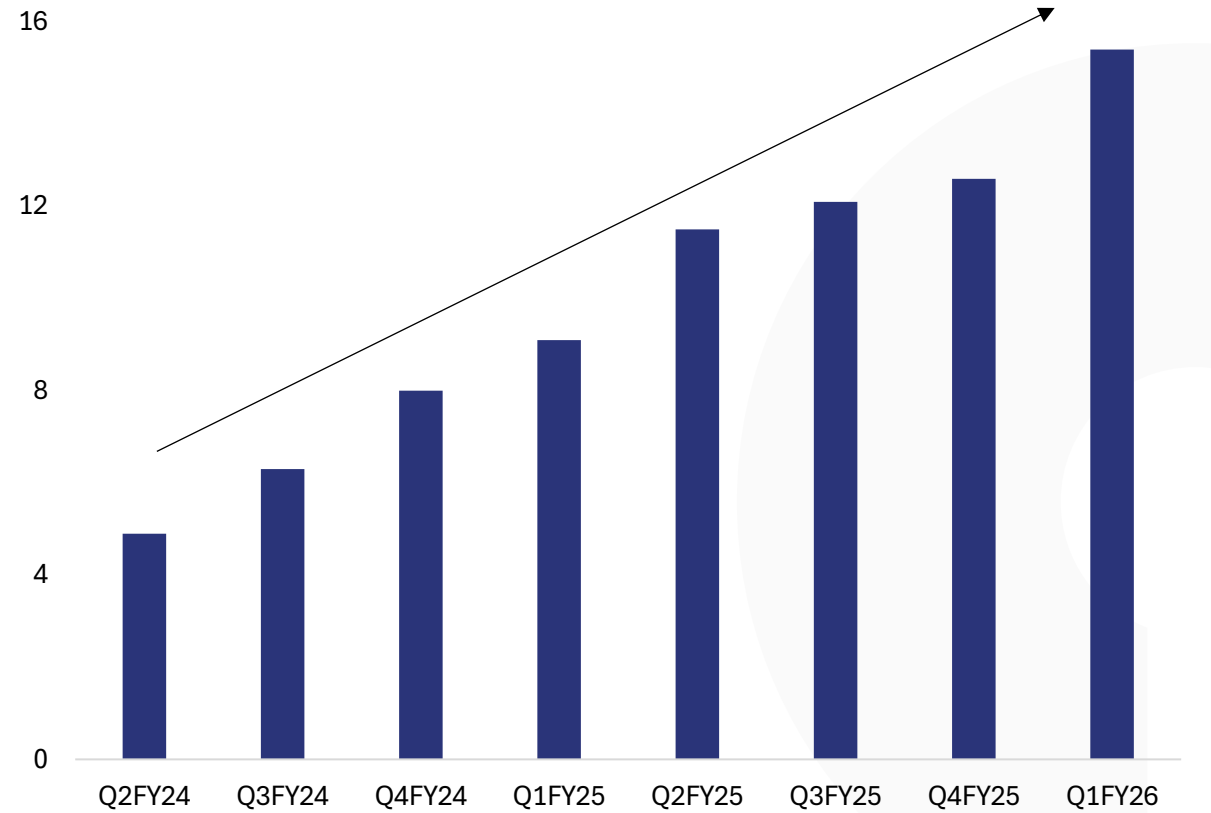
Q2 CELLS MAKERS RAMP UP QUICKLY TO TAKE ADVANTAGE OF ALMM-II

CELL IMPORTS TO REMAIN HIGH IN THE SHORT TERM

IMPORT AND EXPORT OF SOLAR PV CELLS (USD mn)




IMPORT OF SOLAR PV CELLS (GW)



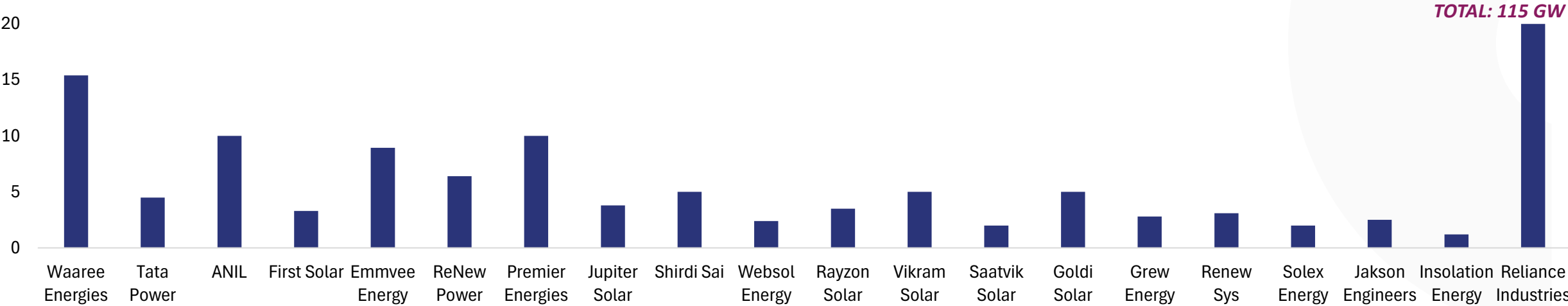
- Due to reduction in price of cells in FY25 vs. FY24, the value of imports of solar cells has reduced even though the volume has continued to surge
- With cell capacities less than one-third of module capacities in India, there will continued import dependence in the near term

INDIA TO BECOME SELF SUFFICIENT IN CELLS IN THE MEDIUM TERM

CURRENT DOMESTIC MFG. CAPACITY (GW_{dc})



EXPECTED DOMESTIC MFG. CAPACITY BY Mar'27 (GW_{dc})



- All major module players have announced plans to add significant cell capacities. By Mar'27, India should largely be self sufficient in cells, though given the considerable ramp up time for cell lines, effective production could be lower in the initial quarters

ALMM-II IMPLEMENTATION TIMELINE COULD BE TOUCH AND GO FOR PLAYERS

ALMM LIST-II (SOLAR PV CELLS) – SALIENT FEATURES

Implementation: from 1 Jun’26 (2-month delay from April)

Applicability: Besides utility, applies to cases where net metering/open access is used

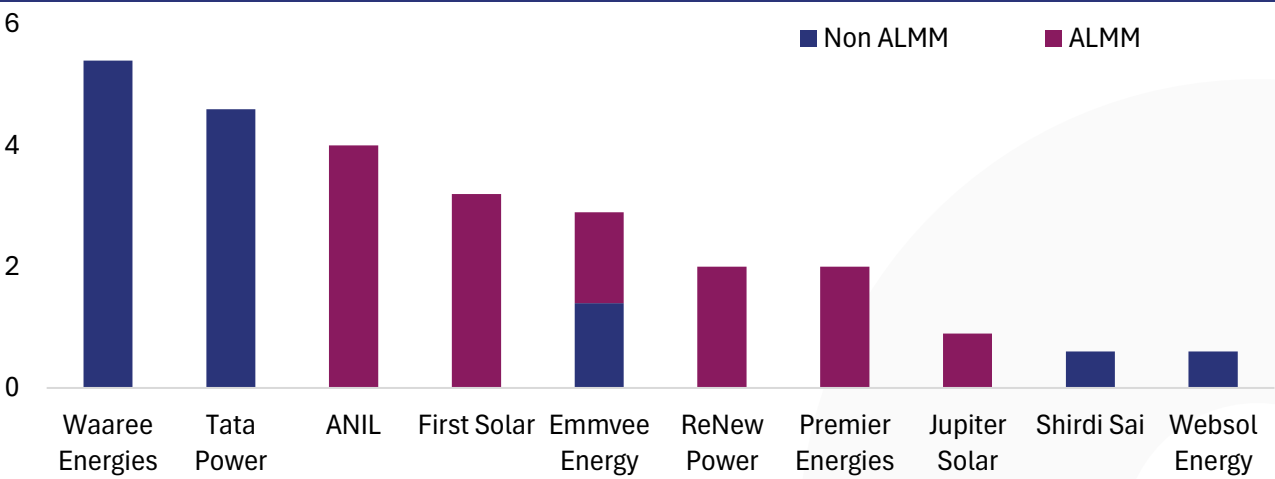
Validity: Till July 30, 2029 (except FS India Solar)

Exemption: Projects with bid submission before 31 Aug’25 are exempt, regardless of commissioning date

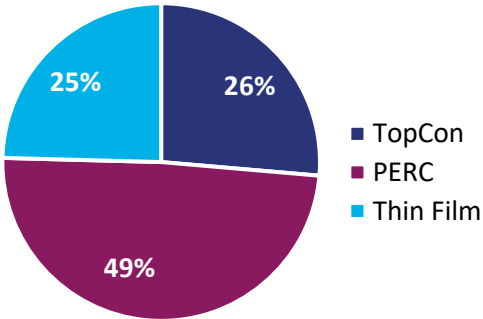
IMPACT OF ALMM-II ON SOLAR MODULES



PLAYERWISE CAPACITY UNDER ALMM LIST II (GW)



SHARE OF TECHNOLOGY

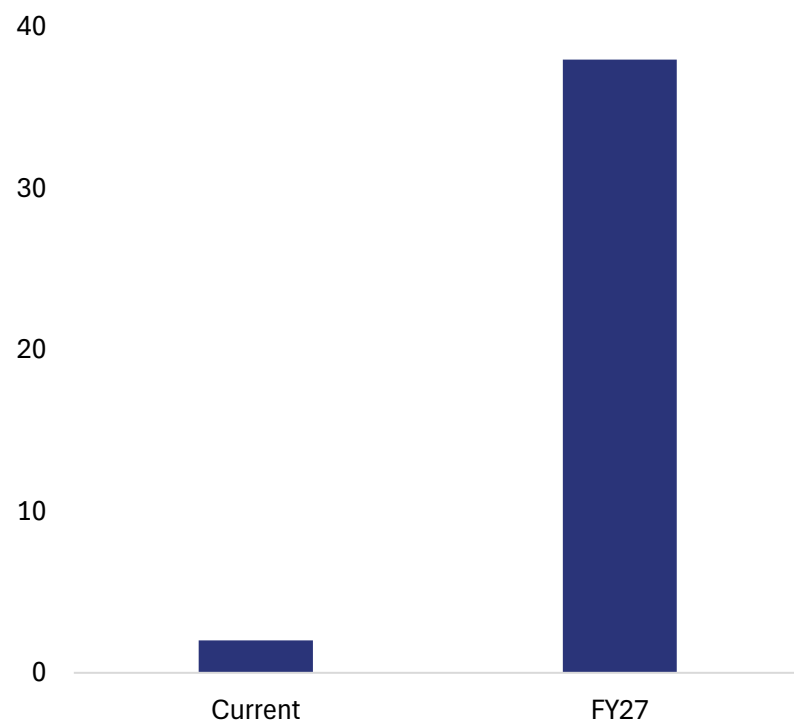


- Implementation of ALMM-II will largely fold in the current DCR requirements. It may be noted that DCR modules sell at significant premium to non-DCR ones currently
- From 1 Jun’26, for all projects using net metering and open access RE, ALMM List I and ALMM List II will apply. This means that the significant chunk of C&I projects using imports will come down

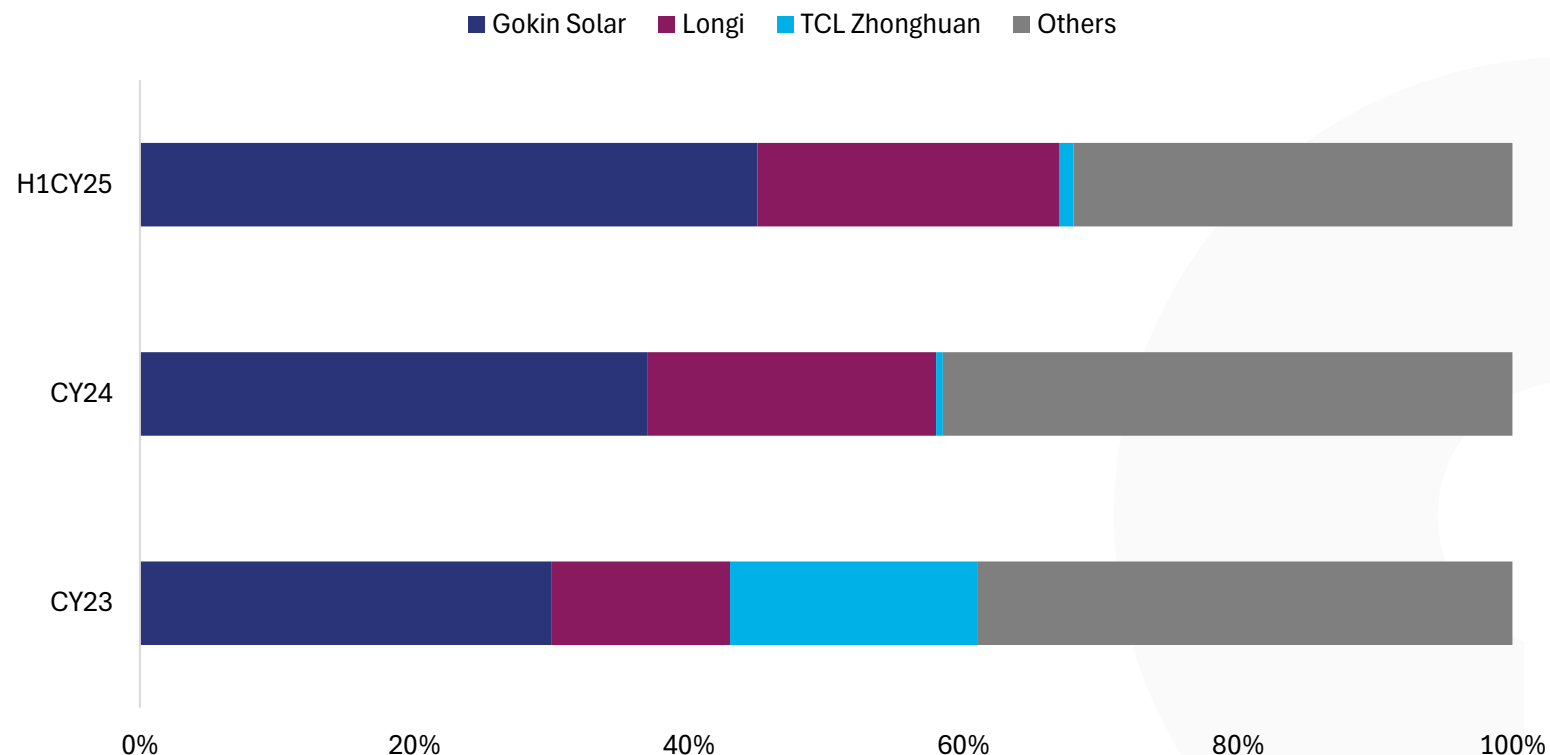
FURTHER UPSTREAM INTEGRATION STILL YEARS AWAY

DEPENDENCE ON WAFER IMPORTS IS ALMOST COMPLETE

WAFER CAPACITY (GW)



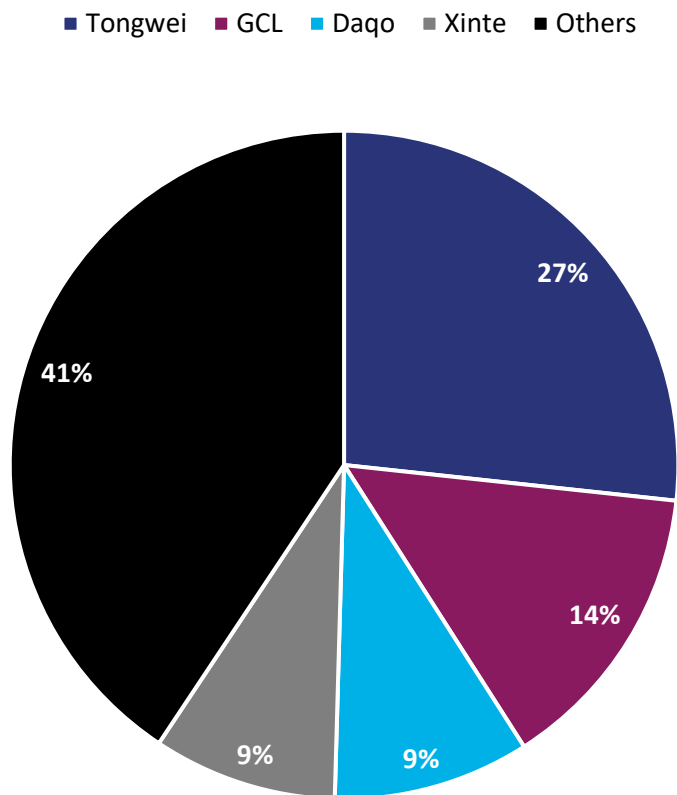
MARKET SHARE OF TOP SOLAR WAFER EXPORTERS TO INDIA



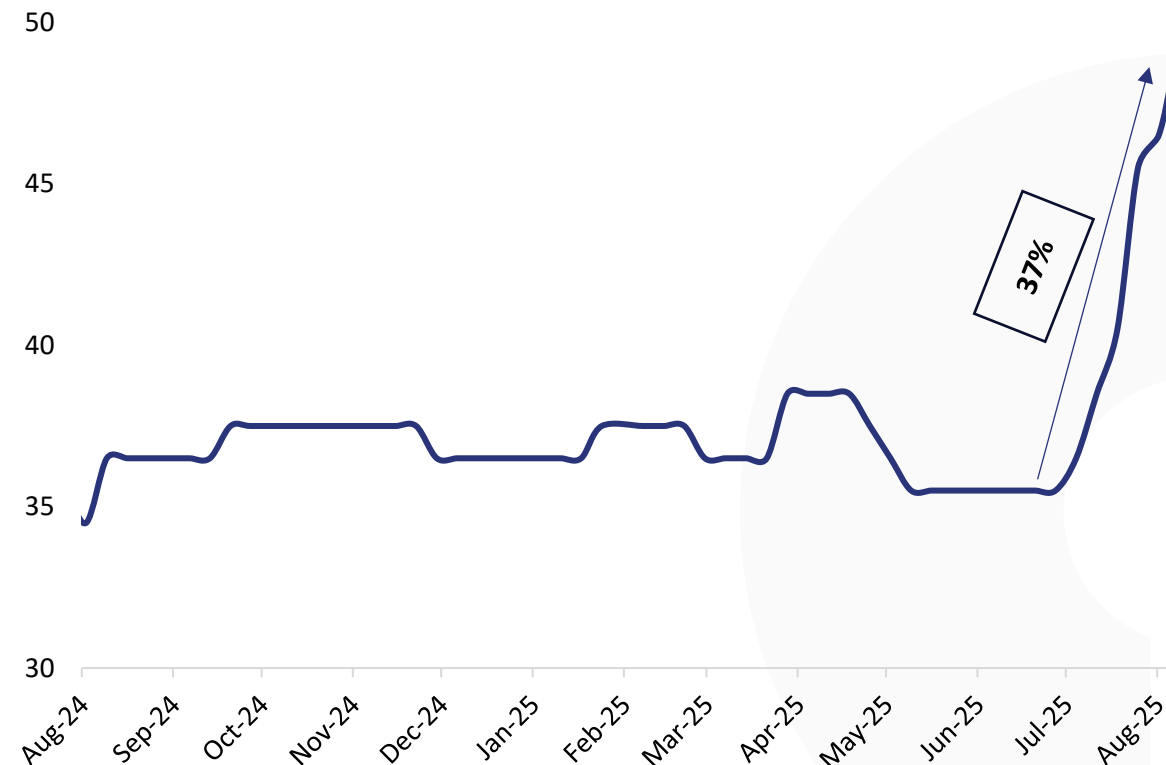
- Only one player in India has wafer capacity in India, and thus the country relies on Chinese imports. While there are talks of a ALMM for wafers/ingots, India is unprepared for such a move
- Only solar cells manufactured using undiffused wafers (black wafer) are considered to be eligible for consideration in use cases which demand domestically manufactured cells. Diffused wafers (blue wafers) are not eligible for this status

POLYSILICON PLAYERS DISTINCT FROM REST OF THE SUPPLY CHAIN

SHARE OF TOP POLYSILICON MANUFACTURERS (CY25E)



POLYSILICON PRICE INDEX

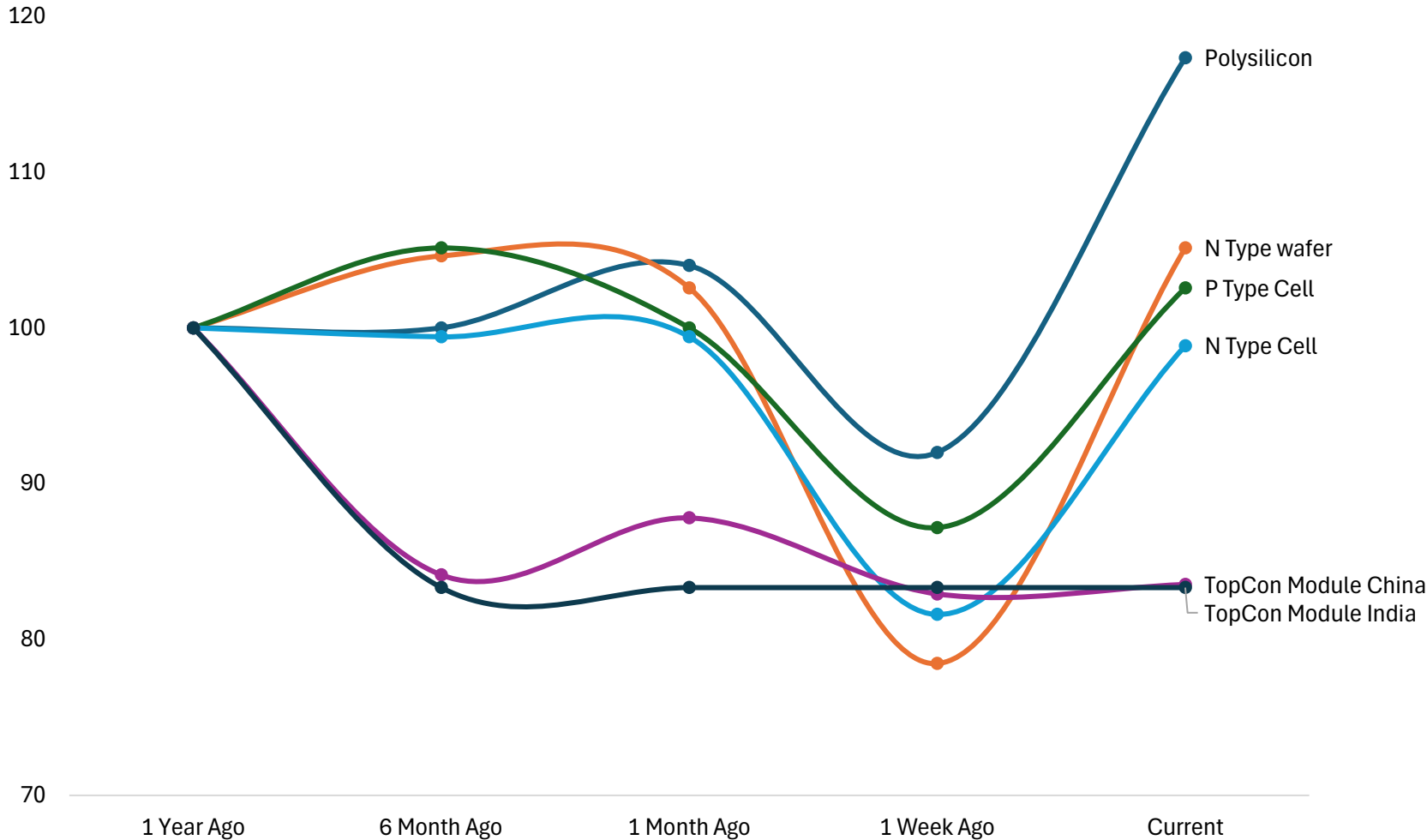


- Silicon has multiple uses hence polySi players tend to be distinct from downstream players, with no integration at polySi-wafer level. India's attempt to bring polySi into the fold of integrated PLI is a novel attempt globally
- PolySi prices shot up sharply in recent weeks. This is mainly due to plans by China to shut down one third of production capacity. This will be executed by the top 6 players buying out the idle capacity for ~USD 7 bn – a move that will shut down 1 mn tonnes of lower quality polySi capacity

SUPPLY CONTROL COULD HAVE LAGGED IMPACT ON MARGINS

POLYSILICON PRICE RISE YET TO TRICKLE DOWN FULLY

PV VALUE CHAIN PRICE INDEX



Sharp rise in the Upstream



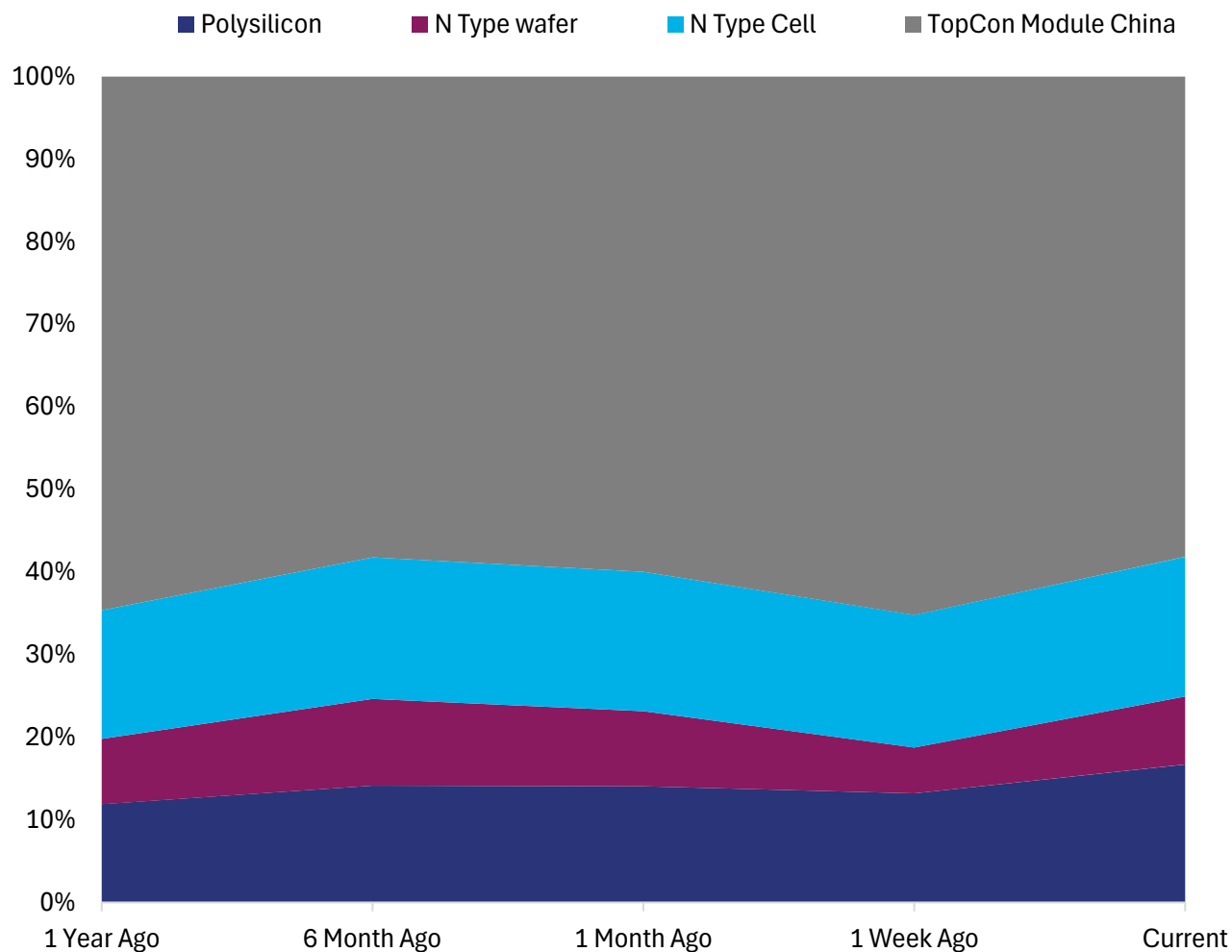
Moderate rise in the Midstream



Low rise in the Downstream

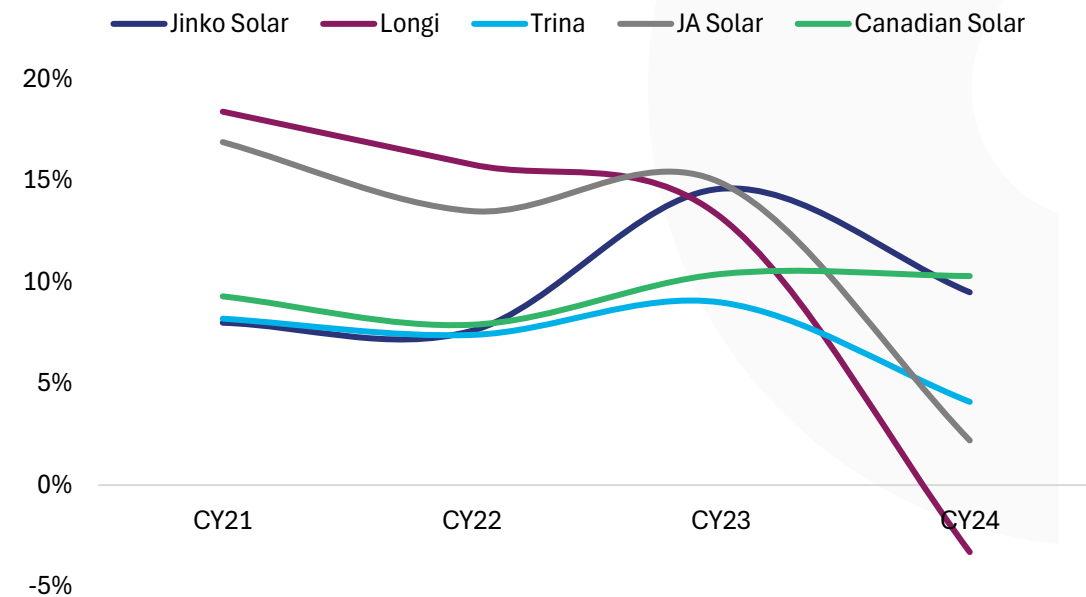
MARGINS OF DOWNSTREAM PLAYERS CONTRACTING

CONTRIBUTION IN FINAL PRODUCT PRICE



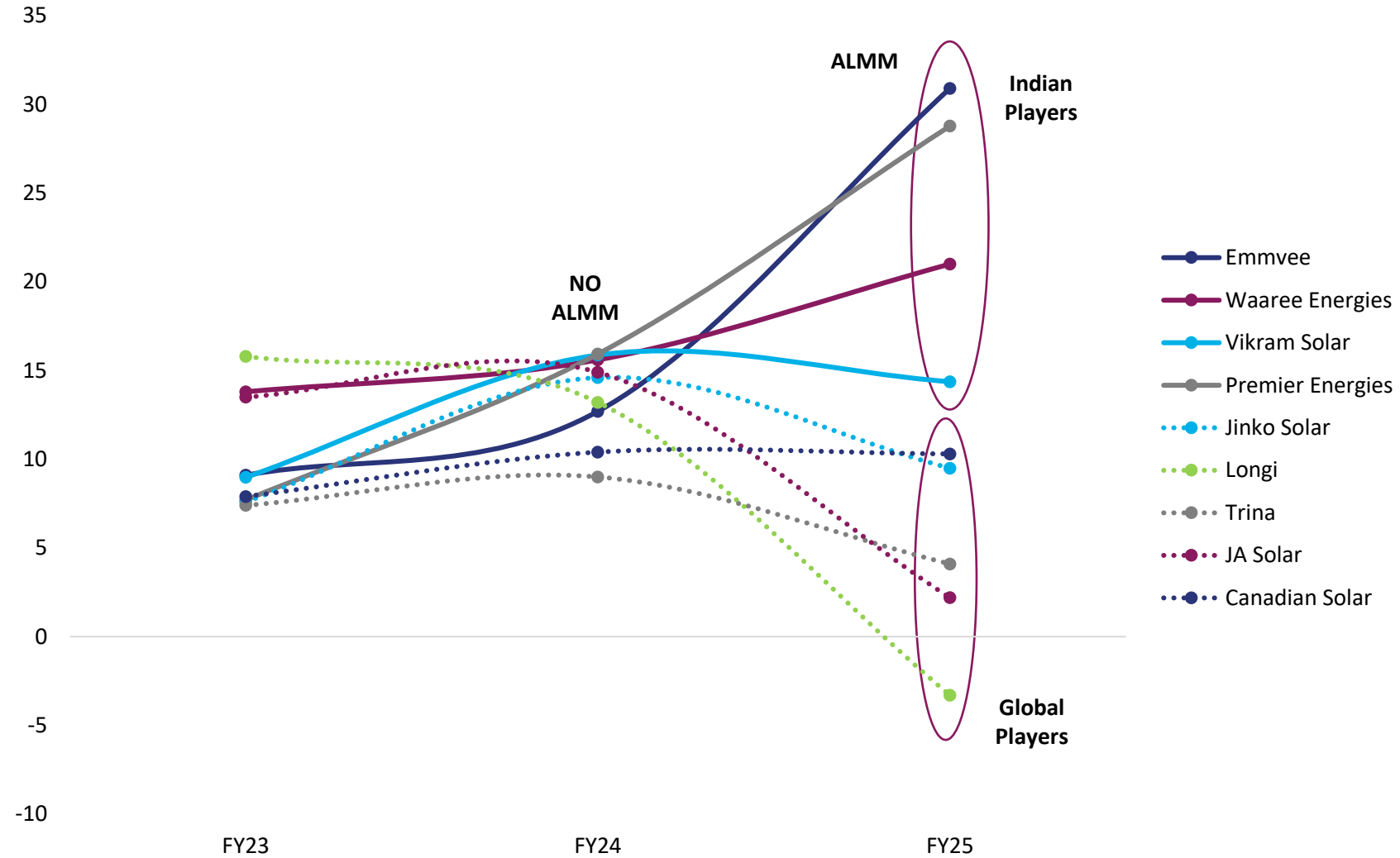
- The share of polySi in the final module price has gone up from 12% to 17% within a year. Most global players have integration from wafer-module, and not in polySi (Tongwei Solar is notable exception)
- This means that their EBITDA margins have suffered. Recent rise in polySi prices with no corresponding rise in module prices will worsen this in CY25

EBITDA MARGIN OF GLOBAL PV MANUFACTURERS (%)



INDIAN MODULE MAKERS STAND OUT ON GOVERNMENT LARGESSE

EBITDA MARGIN OF INTEGRATED PLAYERS* (%)



- Indian players enjoyed higher margins than global peers due to ALMM-I and DCR norms, besides Uighur Law helping exports to US
- In the coming quarters, given inadequate wafer integration, there could be pressure on margins for module makers

OUR RECENT REPORTS...

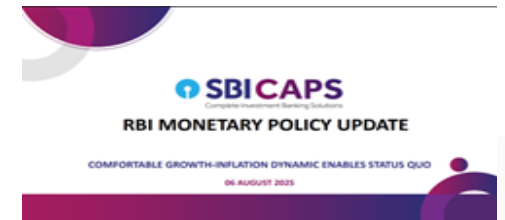


ECOCAPSULE The Cold War Turns Hot

August 2025

Monetary Policy_Aug'25 COMFORTABLE GROWTH-INFLATION DYNAMIC ENABLES STATUS QUO

August 2025



Report on Real Estate Sector: Building A New Funding Architecture for Sky-scraping Growth

August 2025

Report on Energy Storage Systems Charging Indian BESS with Global Ideas

July 2025



Report on Roads and Highways Sector State Tolling - The Next Frontier for Monetisation

July 2025

ECOCAPSULE The Art of the Ordeal - The TACO Man's Steal Deals

July 2025



Report on Power Sector Merchant Power – Can it handle the Bouncy Cooling Demand?

July 2025

ECOCAPSULE Momentum & Murmurs – Trade Winds, Policy Turns, and Geopolitical Undercurrents

June 2025



Please visit [SBICAPS Research](https://sbicaps.com/research) to request these and other Reports, or drop a mail to research@sbicaps.com

DISCLOSURES & DISCLAIMER

Research Analyst(s) Certification

The views expressed in this research report (“Report”) accurately reflect the personal views of the research analysts (“Research Analysts”) employed by SBI Capital Markets Limited (“SBICAPS”), having SEBI Registration No. INH000007429 as Research Analyst, about any and all of the subject issuer(s) or company(ies) or securities. This Report has been prepared based upon information available to the public and sources, believed to be reliable. I/We also certify that no part of my/our compensation was, is, or will be directly or indirectly related to the specific recommendation(s) or view(s) in this Report.

The Research Analysts engaged in preparation of this Report or his/her relative:-

- a) do not have any financial interests in the subject company mentioned in this Report;
- b) do not own 1% or more of the equity securities of the subject company mentioned in the Report as of the last day of the month preceding the publication of the Report;
- c) do not have any material conflict of interest at the time of publication of the Report.

The Research Analysts engaged in preparation of this Report:-

- a) have not received any compensation from the subject company in the past twelve months;
- b) have not managed or co-managed public offering of securities for the subject company in the past twelve months;
- c) have not received any compensation for investment banking or merchant banking or brokerage services from the subject company in the past twelve months;
- d) have not received any compensation for products or services other than investment banking or merchant banking or brokerage services from the subject company in the past twelve months;
- e) has not received any compensation or other benefits from the subject company or third party in connection with the Report;
- f) has not served as an officer, director or employee of the subject company;
- g) is not engaged in market making activity for the subject company

Details of Research Analysts

<u>Name</u>	Rajan Jain	<u>Name</u>	Venkatesh Balakrishnan	<u>Name</u>	Soham Bobde
<u>Qualification</u>	PGDBA	<u>Qualification</u>	PGDM	<u>Qualification</u>	MBA
<u>Designation</u>	Head- Credit Research	<u>Designation</u>	Assistant Vice President	<u>Designation</u>	Associate

Details of Research Analyst entity

<u>Name</u>	SBI Capital Markets Limited
<u>Registration Number</u>	INH000007429
<u>Address</u>	15th floor, A & B Wing, Parinee Crescenzo Building, G Block, Bandra Kurla Complex, Bandra East, Mumbai- 400 051
<u>Telephone Number</u>	+91 22 4196 8300
<u>Compliance Officer</u>	Bhaskar Chakraborty
<u>Email id</u>	compliance.officer@sbicaps.com
<u>Telephone Number</u>	+91 22 4196 8542

Registration granted by SEBI, membership of and certification from National Institute of Securities Markets in no way guarantee performance of SBICAPS or provide any assurance of returns to investors.

Other Disclosures:

SBI Capital Markets Limited (“SBICAPS”) is registered with the Securities and Exchange Board of India (“SEBI”) as a “Category I” Merchant Banker and has obtained the Certificate of Registration as Research Analyst from SEBI. SBICAPS is engaged into investment banking, corporate advisory and financial services activities. SBICAPS is a wholly owned subsidiary of State Bank of India (SBI), the largest commercial bank in India. Hence, State Bank of India and all its subsidiaries and all subsidiaries of SBICAPS are treated and referred to as Group Entities of SBICAPS.

We hereby declare that our activities were neither suspended nor we have materially defaulted with any regulatory authority with whom we are registered in last five years. However, SEBI has conducted the routine inspection and based on their observations has issued advice letters from time to time. We have not been debarred from doing business by any Stock Exchange / SEBI or any other authorities; nor has our certificate of registration been cancelled by SEBI at any point of time

SBICAPS or its Group Entities, may: (a) from time to time, have long or short position in, and buy or sell the securities of the company mentioned in the Report or (b) be engaged in any other transaction involving such securities and earn brokerage or other compensation or act as a market maker in the financial instruments of the company discussed herein or act as an advisor or lender/borrower to such company or may have any other potential conflict of interests with respect to any recommendation and other related information and opinions.

SBICAPS does not have actual / beneficial ownership of one per cent or more securities of the subject company, at the end of the month immediately preceding the date of publication of the Report. However, since Group Entities of SBICAPS are engaged in the financial services business, they might have in their normal course of business financial interests or actual / beneficial ownership of one per cent or more in various companies including the subject company mentioned herein this Report.

SBICAPS or its Group Entities might have managed or co-managed public offering of securities for the subject company in the past twelve months and might have received compensation from the companies mentioned in the Report during the period preceding twelve months from the date of this Report for services in respect of managing or co-managing public offerings/corporate finance, investment banking or merchant banking, brokerage services or other advisory services in a merger or specific transaction.

Compensation paid to Research Analysts of SBICAPS is not based on any specific merchant banking, investment banking or brokerage service transaction.

SBICAPS or its Group Entities did not receive any compensation or any benefit from the subject company or third party in connection with preparation of this Report.

This Report is for the personal information of the authorized recipient(s) and is not for public distribution and should not be reproduced, transmitted or redistributed to any other person or in any form without SBICAPS’ prior permission. The information provided in the Report is from publicly available data, which we believe, are reliable. While reasonable endeavours have been made to present reliable data in the Report so far as it relates to current and historical information, but SBICAPS does not guarantee the accuracy or completeness of the data in the Report. Accordingly, SBICAPS or any of its Group Entities including directors and employees thereof shall not be in any way responsible or liable for any loss or damage that may arise to any person from any inadvertent error in the information contained, views and opinions expressed in this Report or in connection with the use of this Report.

Please ensure that you have read “Risk Disclosure Document for Capital Market and Derivatives Segments” as prescribed by Securities and Exchange Board of India before investing in Indian securities market.

DISCLOSURES & DISCLAIMER

The projections and forecasts described in this Report should be carefully evaluated as these:

1. Are based upon a number of estimates and assumptions and are inherently subject to significant uncertainties and contingencies.
2. Can be expected that some of the estimates on which these were based, will not materialize or will vary significantly from actual results, and such variances may increase over time.
3. Are not prepared with a view towards compliance with published guidelines or generally accepted accounting principles. No independent accountants have expressed an opinion or any other form of assurance on these.
4. Should not be regarded, by mere inclusion in this Report, as a representation or warranty by or on behalf of SBICAPS the authors of this Report, or any other person, that these or their underlying assumptions will be achieved.

This Report is for information purposes only and SBICAPS or its Group Entities accept no liabilities for any loss or damage of any kind arising out of the use of this Report. Though disseminated to recipients simultaneously, not all recipients may receive this Report at the same time. SBICAPS will not treat recipients as clients by virtue of their receiving this Report. It should not be construed as an offer to sell or solicitation of an offer to buy, purchase or subscribe to any securities. This Report shall not form the basis of or be relied upon in connection with any contract or commitment, whatsoever. This Report does not solicit any action based on the material contained herein.

It does not constitute a personal recommendation and does not take into account the specific investment objectives, financial situation/circumstances and the particular needs of any specific person who may receive this document. The securities discussed in this Report may not be suitable for all the investors. SBICAPS does not provide legal, accounting or tax advice to its clients and you should independently evaluate the suitability of this Report and all investors are strongly advised to seek professional consultation regarding any potential investment.

Certain transactions including those involving futures, options and other derivatives as well as non-investment grade securities give rise to substantial risk and are not suitable for all investors. Foreign currency denominated securities are subject to fluctuations in exchange rates that could have an adverse effect on the value or price of or income derived from the investment.

The price, value and income of the investments referred to in this Report may fluctuate and investors may realize losses on any investments. Past performance is not a guide for future performance. Actual results may differ materially from those set forth in projections. SBICAPS has reviewed the Report and, the current or historical information included here is believed to be reliable, the accuracy and completeness of which is not guaranteed. SBICAPS does not have any obligation to update the information discussed in this Report.

The opinions expressed in this Report are subject to change without notice and SBICAPS or its Group Entities have no obligation to tell the clients when opinions or information in this Report change. This Report has not been approved and will not or may not be reviewed or approved by any statutory or regulatory authority in India, United Kingdom or Singapore or by any Stock Exchange in India, United Kingdom or Singapore. This Report may not be all inclusive and may not contain all the information that the recipient may consider material.

The securities described herein may not be eligible for sale in all jurisdictions or to all categories of investors. The countries in which the companies mentioned in this Report are organized may have restrictions on investments, voting rights or dealings in securities by nationals of other countries. Distributing/taking/sending/ dispatching/transmitting this document in certain foreign jurisdictions may be restricted by law, and persons into whose possession this document comes should inform themselves about, and observe, any such restrictions. Failure to comply with this restriction may constitute a violation of laws in that jurisdiction.

Legal Entity Disclosure Singapore:

The recommendation in this Report is intended for general circulation and the recommendation does not take into account the specific investment objectives, financial situation/circumstances and the particular needs of any particular person. Advice should be sought from a financial adviser regarding the suitability of the investment product, taking into account the specific investment objectives, financial situation or particular needs of any person in receipt of the recommendation, before the person makes a commitment to purchase the investment product.

This Report is distributed in Singapore by State Bank of India, Singapore Branch (Singapore Registration No. S77FC2670D). State Bank of India, Singapore Branch is a bank, an Exempt Capital Markets Services Entity and Exempt Financial Adviser regulated by the Monetary Authority of Singapore. This Report is not intended to be distributed directly or indirectly to any other class of persons other than persons who qualify as Institutional Investors, Expert Investors or Accredited Investors (other than individuals) [collectively "Intended class of Persons"] as defined in section 4A(1) of the Securities and Futures Act 2001. Persons in Singapore should contact State Bank of India, Singapore Branch in respect of any matters arising from, or in connection with this Report via email at rmmb@sbising.com or by call at +65 6506 4246.

Section 45 of the Financial Advisers Act 2001 provides that when sending a circular or other written communication in which a recommendation is made in respect of securities, a financial adviser is required to include a concise statement, in equally legible type, of the nature of any interest in, or any interest in the acquisition or disposal of, those securities that it or an associated or connected person has at the date on which the circular or other communication is sent. Such circular or written communication must be retained by the financial adviser for five (5) years.

Under Regulation 35 of the Financial Advisers Regulations, State Bank of India, Singapore Branch is exempted from compliance with section 45 of the Financial Advisers Act 2001 and is not required to include such a statement of interest in securities in any written recommendation or document that State Bank of India, Singapore Branch may send to the Intended class of Persons. The Intended class of Persons are therefore not protected by the requirements of section 45 of the Financial Advisers Act 2001 if no disclosure is made of any interest that State Bank of India, Singapore Branch or any associated or connected person may have in the securities that State Bank of India, Singapore Branch may recommend in such document.

For the avoidance of doubt, State Bank of India, Singapore Branch emphasizes that this Report is for informational purposes only, and that neither State Bank of India, Singapore Branch, SBICAPS, SBICAPS' Associates nor the Analysts accept any liability for any loss or damage of any kind arising out of or caused by any use or reliance on this Report.

Legal Entity Disclosure Abu Dhabi:

SBI Capital Markets Limited, based in Abu Dhabi Global Market, is authorised and regulated by the Financial Services Regulatory Authority (FSRA). This document is directed at Professional Clients and not Retail Clients. Any other persons in receipt of this document must not rely upon or otherwise act upon it.

This document is provided for informational purposes only. Nothing in this document should be construed as a solicitation or offer, or recommendation, or to engage in any other transaction.